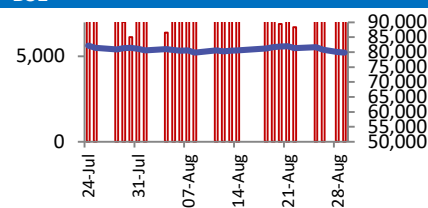
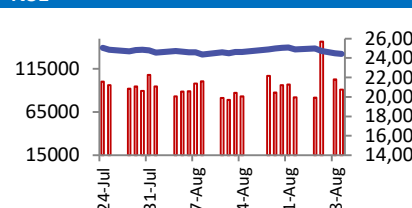


BSE



Open	79829
High	80407
Low	79818
Close	80364
Change	555
Volume (Lacs)	6230
Turnover (Rs.inCr)	11065

NSE



Open	24433
High	24636
Low	24433
Close	24625
Change	198
Volume(Lacs)	39363
Turnover(Rs.in Cr)	84799

World Markets	Current	Previous	Pt. Chg	Var(%)
Dow	45296	45545	(249)	-0.55%
Dow Futures	45231	45351	(120)	-0.26%
Nasdaq	21280	21456	(176)	-0.82%
FTSE	9117	9196	(80)	-0.87%
Nikkei	42187	42310	(124)	-0.29%
Hang Seng	25445	25497	(51)	-0.20%
Gift Nifty	24645	24666	(21)	-0.09%
Straits Singapore	4284	4299	(14)	-0.33%
South Korea	3184	3172	11	0.35%
Taiwan	24026	24017	9	0.04%
Shanghai	3841	3858	(17)	-0.44%

Commodity Prices	Current	Previous	Pt. Chg	Var(%)
Copper (\$/MT)	9981	9884	97	1.0%
Alumin (\$/MT)	2619	2611	8	0.3%
Zinc (\$/MT)	2865	2833	33	1.1%
Brent Crude (\$/bbl)	69	69	(0)	-0.2%
Gold (\$/Ounce)	3530	3533	(3)	-0.1%
Silver (\$/Ounce)	41	41	(0)	-0.5%
Light Crude (\$/bbl)	66	66	(0)	-0.1%
N G (\$/mmbtu)	3	3	(0)	-0.6%
Sugar (\$/MT)	476	486	(10)	-2.1%
Rubber (Rs./kg)	193	193	1	0.3%
Baltic Dry Index	1986	2024	(38)	-1.9%

Currency Exchange Rate	Current	Previous	Var(%)
Rs./ \$ rate	88.16	88.20	-0.05%
Rs./ Euro	102.60	103.36	-0.74%
Rs./Chinese Yuan	12.34	12.35	-0.07%
Yen / \$ rate	148.86	148.36	0.34%
\$ US/Euro	1.16	1.16	-0.09%

Dollar Index	Current	Previous	Var(%)
Dollar Index	98.46	98.40	0.06%

Support/ Resistance Levels for Today		
	Nifty	Bank Nifty Fut
Support 1	24500	53800
Support 2	24440	53570
Resistance	24640	54270

Securities in Ban For Trade
NIL

Market Review

US: US stocks sank on Tuesday but finished off their session lows, kicking off what is historically the worst trading month of the year as Wall Street looked ahead to a crucial jobs report that could shape expectations for interest-rate cuts.

Asia: Asia-Pacific markets traded mixed Wednesday as investors assessed rising global bond yields and the latest developments on the trade front.

India: The stock market snapped early gains to end lower on Tuesday, dragged by banking and financial stocks, even as broader markets outperformed and metals rallied. **Market is expected to open on a negative note and likely to witness negative move during the day.**

Global economy: With the tariffs still imposed until Oct 14 and the expected appeal by the Trump administration, shippers are sitting tight. "Most shippers are awaiting the appeal to the U.S. SC and its final decision. There has been a lot of frontloading as well so impact for now should be minimal," he said, referring to the period early this year when imports surged as businesses loaded up on inventory to avoid tariff effective dates. Treasury Secretary Scott Bessent said he believes the SC will uphold Trump's use of a 1977 emergency powers law to impose the tariffs on trading partners, and the administration has a backup plan if it does not. Later in the day, President Trump said he would ask the Supreme Court for an "expedited ruling."

China's service sector grew at a faster-than-expected pace in August, private purchasing managers index data showed on Wednesday, aided by strong domestic demand and as export orders also increased. The RatingDog China General Services PMI rose to 53.0 in August from 52.6 in July. The print also beat expectations of 52.4.

Commodities: Oil prices were steady in Asian trading on Wednesday, holding on to sanctions-driven gains from the previous session as the market looked ahead to an OPEC+ meeting over the weekend.

Gold prices extended their record run on Wednesday, holding firm above the key \$3,500 level, driven by growing investor confidence that the U.S. Federal Reserve will cut interest rates in September.

Currency: U.S. dollar hovers around five-week low amid Fed caution, tariff uncertainty.

FII Derivative Transactions (Rs. Cr)

Contracts	Purchase		Sell		Net	Open Interest (OI)		OI (Previous day)		Change	
	Contract	Value	Contract	Value		Contract	Value	Contract	Value	Contract	Value
Index Future	9529	1777	17407	3250	(1473)	214865	39769	211839	39319	3026	450
Index Option	16868686	3120394	16655060	3080320	40074	1147256	212039	1805751	334182	(658495)	(122143)
Stock Future	231228	15764	235676	16452	(688)	5464210	377001	5485426	378549	(21216)	(1548)
Stock Option	248758	17580	244259	17340	240	253275	17235	218576	14787	34699	2448
Total	17358201	3155515	17152402	3117362	38153	7079606	646044	7721592	766837	(641986)	(120793)

FII All Activity-BBG (Rs Cr)	Buy	Sell	Net
25-Aug-25	10636	12191	(1555)
26-Aug-25	44807	50457	(5650)
28-Aug-25	16426	22514	(6088)
29-Aug-25	12502	21485	(8983)
1-Sep-25	10827	12479	(1652)
Month to date- Sep	10827	12479	(1652)
FII (Prov.) (Rs Cr)	Buy	Sell	Net
26-Aug-25	44147	50663	(6516)
28-Aug-25	17743	21599	(3857)
29-Aug-25	9680	17993	(8313)
1-Sep-25	9540	10970	(1430)
2-Sep-25	8939	10099	(1159)
Month to date-Sep	18480	21069	(2589)
DII (Prov.) (Rs. Cr)	Buy	Sell	Net
26-Aug-25	22001	14940	7060
28-Aug-25	17391	10471	6920
29-Aug-25	20677	9189	11488
1-Sep-25	13314	8969	4345
2-Sep-25	12904	10355	2550
Month to date-Sep	26218	19324	6894
FII Debt - BBG (Rs. Cr)	Buy	Sell	Net
25-Aug-25	2456	1712	745
26-Aug-25	3412	4322	(911)
28-Aug-25	3055	3081	(26)
29-Aug-25	6417	5171	1246
1-Sep-25	1103	1245	(142)
Month to date- Sep	1103	1245	(142)

Market Breadth	BSE		NSE	
	No.	%	No.	%
Advance	2439	57%	1878	61%
Decline	1705	40%	1130	37%
Unchanged	148	3%	76	2%

Market Turnover	02-Sep	01-Sep	Var (%)
BSE Cash	9481	8887	7%
NSE Cash	90937	102774	-12%
NSE Futures	88452	322739	-73%
NSE Options	67151303	66038171	2%
Total (Rs.Cr)	67340173	66472571	1%

Volatility Index	02-Sep	01-Sep
Volatility Index	11.40	11.29

Index PE - TTM	02-Sep	Yr. High	Yr. Low
Sensex	22.2	25.2	20.3
Nifty	21.6	24.4	19.6

Corporate News
Adani Power Gets Coal Ministry Nod To Begin Dhirauli Mine Operations

Adani Power has received approval from the Ministry of Coal to begin operations at the Dhirauli Mine in Singrauli district owned by Mahan Energen Ltd, a subsidiary of Adani Power, boasts a peak production capacity of 6.5 MTPA, including 5 MTPA from open-cast mining and the remainder from underground operations.(NDTV)

Quadrant Future Tek bags ₹129-cr RailTel order for Kavach system in East Central Railway

Quadrant Future Tek Ltd has received a letter of acceptance (LoA) from RailTel for the Kavach system, an indigenous train collision avoidance system, on the railway tracks of the East Central Railway. The order, valued at ₹128.91 cr involves the supply, installation, and commissioning of Kavach equipment across 607 route RKM of low-density railway tracks. The execution timeline for the contract is 24 months. (CNBC)

E2E Networks bags ₹177-cr order from MeitY's IndiaAI mission

Cloud solutions provider E2E Networks Ltd has secured a major order worth ₹177 cr from the Ministry of Electronics and IT under the IndiaAI Mission. Co has received a formal letter from the ministry for the immediate allocation of H100 SXM and H200 SXM GPU resources to GNANI AI, which will be used to build India's foundational AI model. E2E will provide GPU resources for a period of 360 days, amounting to nearly 1.3 cr GPU hours (1,29,94,560).(CNBC)

Economy
Russian oil shifts to China as tariffs hit India

Russian crude oil shipments saw a rebound. This happened as China increased its intake. It compensated for reduced exports to India. This reduction followed Trump's tariffs. These tariffs were imposed on India. They impacted Moscow's crude flow to India.(ET)

Extension of export obligation period for chemical imports to provide relief to exporters

Gov has extended the export obligation period for chemical imports. This extension, under the advance authorisation scheme, moves from six to eighteen months. The Ministry says this will help exporters. It simplifies trade and boosts the global market position of Indian goods. (ET)

International
Raytheon awarded \$380 mn contract

Raytheon Missiles and Defense has been awarded a \$380 mn contract modification by the U.S. Department of Defense for Medium Range Intercept Capability production. The contract modification awarded to the Tucson, Arizona-based company, covers full rate production for the MRIC requirement. (Invst)

Top 5 Nifty Gainers	02-Sep	01-Sep	Var(%)
POWERGRID	287	280	2.4%
TATACONSUM	1101	1076	2.3%
NESTLEIND	1201	1174	2.3%
NTPC	336	331	1.7%
TATASTEEL	158	156	1.4%
Top 5 Nifty Losers	02-Sep	01-Sep	Var(%)
M&M	3235	3315	-2.4%
DRREDDY	1254	1280	-2.0%
KOTAKBANK	1943	1969	-1.3%
ICICIBANK	1394	1411	-1.2%
ASIANPAINT	2540	2570	-1.2%

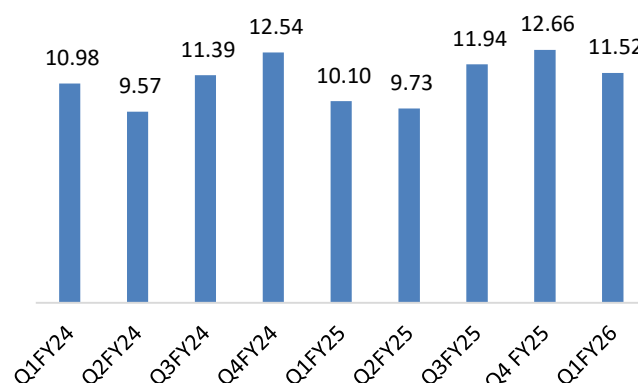
BSE Index Watch	Last	1 day	1 wk	1 mth	1 yr
SENSEX	80158	-0.3%	-1.8%	-0.5%	-2.9%
MIDCAP	45496	0.3%	-1.0%	0.8%	-7.4%
SMLCAP	52553	0.6%	-0.8%	0.0%	-6.3%
AUTO	57325	-0.2%	0.6%	9.5%	-2.6%
BANKEX	60025	-0.7%	-2.3%	-2.9%	2.1%
Capital Goods	67210	0.8%	0.5%	-0.9%	-8.0%
FMCG	20863	1.1%	1.7%	1.0%	-10.0%
Health Care	43727	-0.1%	-2.4%	-1.2%	1.6%
IT	34980	0.0%	-1.7%	2.3%	-19.6%
METAL	31177	0.9%	-0.8%	2.9%	-2.2%
Oil & Gas	26103	0.6%	-0.5%	-0.7%	-20.2%
Power	6613	1.6%	0.7%	-0.8%	-19.1%
Realty	6880	0.7%	-3.3%	-1.1%	-15.7%

Margin Trading Disclosure (Rs. In Cr)	Last	1 day	1 wk	1 mth	3 mth
Op. Scripwise Outstanding	78539	-16.6%	-6.6%	-14.5%	-0.7%
Fresh Exposure	5173	0.7%	-4.0%	-13.1%	-24.1%
Exposure liquidated	5383	-2.0%	1.2%	-5.5%	-13.3%
Closing Net scripwise outstanding	78329	-16.5%	-6.9%	-15.0%	-1.7%

NSE USD Futures	02-Sep	01-Sep	Var (%)
Sept Expiry (Rs./\$)	87.23	87.23	0.0%
Sept Expiry (Rs./\$)	86.29	86.29	0.0%
Total Turnover (Rs. Crore)	1987	4594	-57%

Sectors	TTM PE
Auto	32.09
Auto Ancillary	41.54
Banking	13.73
Engineering	46.42
Cement	68.8
Diamonds & Jewellery	40.99
Housing Finance	23.28
Infrastructure & Const	26.3
Metals-Aluminium	28.06
Metal – Steel	17.12
Oil Expl.	6.63
Pharma	10.02
Power – Gen. Supp.	38.57
Information Tech.	28.22
Sugar	17.07
Telecom Serv. Prov.	37.34
Tyres	32.02

NMDC Sales volumes(MnT) (Source:Company data)



10 year G-Sec Yield	Current	Previous	Change
US	4.28%	4.26%	2 bps
Japan	1.63%	1.62%	1 bps
India	6.57%	6.59%	(2) bps
UK	4.80%	4.75%	5 bps
Libor 3 Mths	4.85%	4.85%	(0) bps

Indian Eco Data	Current	Previous	Var(%)
Forex Reserve (US\$ in bn)	602	691	-12.9%
Inflation - WPI	-0.58%	-0.13%	(45) bps
Inflation - CPI	1.55%	2.10%	(55) bps

India GDP	Q3FY25	Q2FY25	Var (%)
Growth	7.81%	7.38%	43 bps

Monetary Policy	Current	Previous	Change
Repo Rate	5.50%	5.50%	0 bps
Reverse Repo Rate	3.35%	3.35%	0 bps
CRR	3.00%	4.00%	(100) bps
O/S Banking System Liquidity (Rs bn)	2840	2640	200.2

IIP Growth %	Jul-25	Jul-24	Apr-July
IIP	3.5	5.0	2.4
Capital Goods	5.0	11.7	8.8
Mining	5.4	4.7	3.9
Manufacturing	0.6	7.9	-0.9
Electricity	-7.2	3.8	-4.1

ADR Price Movement

Company	Price (US\$)	Volume	Previous Day Price	Volume	Variance (%)	No. of Share Per ADR	ADR Price (Rs.)	BSE Price	Variance (%)
Infosys Tech	16.89	13503120	16.82	17333226	0.42%	1	1489.00	1498.70	-0.6%
Wipro	2.76	4638744	2.76	5655007	0.00%	1	243.32	250.93	-3.0%
Dr.Reddy's	14.12	755787	14.20	920385	-0.56%	1	1244.80	1253.70	-0.7%
ICICI Bank	31.55	3262961	31.74	5591340	-0.60%	2	1390.71	1394.20	-0.3%
HDFC Bank	69.89	3019980	71.16	1483029	-1.78%	3	2053.81	944.50	117.4%

GDR's (US\$)

	Prices	Prev. Close	Change	Var %
L&T	40.15	40.45	(0.3)	-0.7%
RIL	61.50	60.80	0.7	1.2%
SBI	91.10	91.80	(0.7)	-0.8%

US Economy Data	Current	Previous
Inflation (%) (YoY)	2.70%	2.70%
Unemployment (%)	4.20%	4.10%

Interest Rate (%)	Current	Previous
Fed Rate	4.50%	4.50%

US GDP	Q2CY25	Q1CY25
Growth (QoQ Annualized)	3.30%	-0.50%

China Economy Data	Current	Previous
GDP	5.20%	5.40%
Inflation – CPI (%)	0.00%	0.10%

Economic Calendar

	Date
Indian GDP Data	28 Nov
Indian Inflation Data CPI	12 Sep
Indian Inflation Data WPI	15 Sep
Indian Monetary Policy	01 Oct
India's Industrial Production (IIP)	26 Sep
US Inflation Data	11 Sep
US GDP	25 Sep
US Unemployment Data	05 Sep
US Fed Rate	17 Sep
China GDP	20 Oct
China Inflation Data	10 Sep

Event Update

Name	Date	Purpose
Asahi India Glass Ltd.	03/09/25	Rs.2.00 per share(200%)Final Dividend
Carraro India Ltd.	03/09/25	Rs.4.55 per share(45.5%)Final Dividend
Concord Biotech Ltd.	03/09/25	Rs.10.70 per share(1070%)Final Dividend
GeeCee Ventures Ltd.	03/09/25	Rs.2.00 per share(20%)Final Dividend
International Combustion (India) Ltd.	03/09/25	Rs.4.00 per share(40%)Final Dividend
Kovilpatti Lakshmi Roller Flour Mills Ltd.	03/09/25	Rs.0.50 per share(5%)Final Dividend
Pokarna Ltd.	03/09/25	Rs.0.60 per share(30%)Final Dividend
Prestige Estates Projects Ltd.	03/09/25	Rs.1.80 per share(18%)Final Dividend
Prevest Denpro Ltd.	03/09/25	Rs.1.00 per share(10%)Final Dividend
V.S.T. Tillers Tractors Ltd.	03/09/25	Rs.20.00 per share(200%)Final Dividend
Arihant Academy Ltd.	04/09/25	Dividend
Bharat Bijlee Ltd.	04/09/25	Rs.35.00 per share(700%)Dividend
Clean Science And Technology Ltd.	04/09/25	Rs.4.00 per share(400%)Final Dividend
Indoco Remedies Ltd.	04/09/25	Rs.0.20 per share(10%)Final Dividend
Indsil Hydro Power and Manganese Ltd.	04/09/25	Rs.0.50 per share(5%)Final Dividend
Kopran Ltd.	04/09/25	Rs.3.00 per share(30%)Final Dividend
Mazda Ltd.	04/09/25	Rs.3.60 per share(180%)Final Dividend
National Plastic Technologies Ltd.	04/09/25	Rs.1.50 per share(15%)Final Dividend
NIIT Learning Systems Ltd.	04/09/25	Rs.3.00 per share(150%)Final Dividend
NIIT Ltd.	04/09/25	Rs.1.00 per share(50%)Final Dividend
NRB Bearings Ltd.	04/09/25	Rs.4.30 per share(215%)Final Dividend
NTPC Ltd.	04/09/25	Rs.3.35 per share(33.5%)Final Dividend
Oil & Natural Gas Corporation Ltd.	04/09/25	Rs.1.25 per share(25%)Final Dividend
Oil India Ltd.	04/09/25	Rs.1.50 per share(15%)Final Dividend
Prince Pipes and Fittings Ltd.	04/09/25	Rs.0.50 per share(5%)Final Dividend
SNL Bearings Ltd.	04/09/25	Rs.8.00 per share(80%)Final Dividend
Steel City Securities Ltd.	04/09/25	Dividend
The New India Assurance Company Ltd.	04/09/25	Rs.1.80 per share(36%)Final Dividend
The Ruby Mills Ltd.	04/09/25	Rs.1.75 per share(35%)Final Dividend
Time Technoplast Ltd.	04/09/25	Rs.2.50 per share(250%)Final Dividend
Uni Abex Alloy Products Ltd.	04/09/25	Rs.35.00 per share(350%)Dividend
Vision Infra Equipment Solutions Ltd.	04/09/25	Dividend
A-1 Ltd.	05/09/25	Rs.1.50 per share(15%)Final Dividend
AIA Engineering Ltd.	05/09/25	Rs.16.00 per share(800%)Dividend
Aksharchem (India) Ltd.	05/09/25	Rs.0.75 per share(7.5%)Final Dividend
Allied Digital Services Ltd.	05/09/25	Rs.1.50 per share(30%)Final Dividend
Asahi Songwon Colors Ltd.	05/09/25	Rs.1.50 per share(15%)Final Dividend
ASI Industries Ltd.	05/09/25	Rs.0.40 per share(40%)Final Dividend
Baid Finserv Ltd.	05/09/25	Rs.0.10 per share(5%)Final Dividend
BMW Industries Ltd.	05/09/25	Rs.0.43 per share(43%)Final Dividend
Chemfab Alkalies Ltd.	05/09/25	Rs.1.25 per share(12.5%)Final Dividend
Comfort Commotrade Ltd.	05/09/25	Rs.0.50 per share(5%)Final Dividend
Comfort Fincap Ltd.	05/09/25	Rs.0.10 per share(5%)Final Dividend
Emerald Tyre Manufacturers Ltd.	05/09/25	Dividend
Emkay Tools Ltd.	05/09/25	Dividend
Entertainment Network (India) Ltd.	05/09/25	Rs.2.00 per share(20%)Dividend
Finolex Cables Ltd.	05/09/25	Rs.8.00 per share(400%)Final Dividend
Finolex Industries Ltd.	05/09/25	Rs.2.00 per share(100%)Final Dividend
General Insurance Corporation of India	05/09/25	Rs.10.00 per share(200%)Dividend
Gujarat Gas Ltd.	05/09/25	Rs.5.82 per share(291%)Final Dividend
Gujarat Themis Biosyn Ltd.	05/09/25	Rs.0.67 per share(67%)Final Dividend
Jocil Ltd.	05/09/25	Dividend
Kalyan Jewellers India Ltd.	05/09/25	Rs.1.50 per share(15%)Final Dividend
LEX Nimble Solutions Ltd.	05/09/25	Rs.1.00 per share(10%)Final Dividend
Lloyds Enterprises Ltd.	05/09/25	Rs.0.10 per share(10%)Interim Dividend
Mach Conferences and Events Ltd.	05/09/25	Rs.1.00 per share(10%)Final Dividend
Metro Brands Ltd.	05/09/25	Rs.2.50 per share(50%)Final Dividend

Bulk Deal As On 02/09/25

BSE					
Security Code	Security Name	Client Name	Deal	Quantity	Price
539528	AAYUSH	MANSI SHARE AND STOCK BROKING PRIVATE LIMITED	S	400133	81.98
539528	AAYUSH	MANSI SHARE AND STOCK BROKING PRIVATE LIMITED	B	400133	75.69
539528	AAYUSH	NEO APEX VENTURE LLP	S	339071	80.22
539528	AAYUSH	NEO APEX VENTURE LLP	B	107951	79.34
539175	BLUEGOD	NEO APEX VENTURE LLP	S	476560	3.14
539175	BLUEGOD	NEO APEX VENTURE LLP	B	3994196	3.14
531099	CHECKPOINT	NEO APEX VENTURE LLP	S	40000	32.73
519477	CIANAGRO	GUTTIKONDA VARA LAKSHMI	S	185485	812
523105	CROPSTER	NILRATAN SUPPLIERS PRIVATE LIMITED .	B	5750000	20
539770	DARJEELING	SHASHIKANT BHASKARRAO LOKARE	B	15800	60.45
539596	DELTA	PAWAN KUMAR MITTAL	S	50000	13.75
539596	DELTA	VATSAL AGARWAAL	B	30001	13.75
522027	EMAINDIA	NEO APEX VENTURE LLP	B	6589	166.7
522027	EMAINDIA	UDAYANKUMAR NAVINCHANDRA KOTHARI	S	6311	166.7
513309	GOLKONDA	EMILY BOSCO MENEZES	S	30971	11.03
505336	HARSHILAGR	HANSHRAJ SATISHBHAI PARMAR	S	10889233	1.51
526967	HEERAISP	HEMANTBHAI RAJENDRABHAI SHAH HUF	S	50000	8.3
526967	HEERAISP	PATEL KANUBHAI VALJIBHAI	B	45000	8.3
540515	KANUNGO	EWART PROMOTER HOLDINGS PRIVATE LIMITED	S	30557	7.78
540515	KANUNGO	SUDHANSHU KANDA	B	30000	8.19
544305	MOBIKWIK	IRAGE BROKING SERVICES LLP	S	671605	270.48
544305	MOBIKWIK	IRAGE BROKING SERVICES LLP	B	417879	268.96
544305	MOBIKWIK	QE SECURITIES LLP	S	437937	264.99
544305	MOBIKWIK	QE SECURITIES LLP	B	513310	265.19
542724	MURAE	GOVINDSINGH BHAVNATHSINGH RAJBHAR	S	25407712	0.76
543207	NATURAL	CHOKSHI DIMPLE	S	385282	7.9
543207	NATURAL	CHOKSHI DIMPLE	B	114	7.93
544495	NISMGMT	RPV HOLDINGS PRIVATE LIMITED	B	99600	108
544495	NISMGMT	SHARE INDIA SECURITIES LIMITED	B	1126800	107.99
511644	OMEGAIN	HEMANT NARESH JAIN HUF	S	4000	154.4
531254	OPTIFIN	BULLPULSE MARKETEDGE PRIVATE LIMITED	S	782833	26.48
531254	OPTIFIN	BULLPULSE MARKETEDGE PRIVATE LIMITED	B	782833	26.4
531254	OPTIFIN	NOPEA CAPITAL SERVICES PRIVATE LIMITED	S	1047000	26.38
531512	ORIENTTR	MOHAMED IRFAN MOHAMED LATIF SHAIKH	B	65000	18.45
524055	PANIDPR	N L RUNGTA (HUF)	B	8500	46.2
524055	PANIDPR	PACE STOCK BROKING SERVICES PVT LTD	S	13080	46.2
524628	PARKERAC	MUKESHKUMAR JAGADISHBHAI ACHARYA	B	45000	18.87
530361	PRABHHANS	MANOJ KHIMCHAND RAIPANCHOLIA	B	40000	75.85
530361	PRABHHANS	SATNAM SINGH	S	52234	75.45
530095	PRADHIN	MITESH MAKVANA	S	33689914	0.38
531257	PRATIKSH	HARSHAD KANTILAL PATEL	S	89232	19.6
538452	QUASAR	PRAS INVESTMENT PRIVATE LIMITED	B	6270246	0.4
539673	RCL	SUJAY RAKSHIT	S	150000	1.44
544463	REPONO	VINEY GROWTH FUND	S	51600	81
530525	RRETAIL	VEDANKIT TRADERS PRIVATE LIMITED	S	1463482	6.74
539574	SCL	BLUE BELL FINANCE LTD	S	98500000	0.2
539574	SCL	INTELLECTUAL BUILDERS PRIVATE LIMITED	S	98000000	0.2
540259	SHANGAR	AVENUE BUSINESS CENTER PRIVATE LIMITED	S	26012689	0.43
540259	SHANGAR	KALPANA NADAR	B	2655794	0.43
540259	SHANGAR	LOGHAZE SOLUTIONS PRIVATE LIMITED	S	15300000	0.43
540259	SHANGAR	RAHUL KUMAR NADAR	B	2629628	0.43
540259	SHANGAR	SHARE INDIA SECURITIES LIMITED	B	2550005	0.43

527005	SHREEPAC	KALPITA AGENCIES PRIVATE LIMITED	S	20000	170.6
544392	SPINAROO	GIRIRAJ STOCK BROKING PRIVATE LIMITED	S	40000	76.46
543745	SVS	ALTIZEN VENTURES LLP	S	600000	9.03
543745	SVS	PASHUPATI CAPITAL SERVICE PVT LTD	B	576000	9.03
511447	SYLPH	NIRAJ RAJNIKANT SHAH	B	11700000	0.78
511447	SYLPH	SRESTHA FINVEST LIMITED	S	12735000	0.78
511447	SYLPH	SRESTHA FINVEST LIMITED	B	797	0.78
511523	VEERHEALTH	KALAPANA JESINGLAL SHAH	B	102000	19.09
511523	VEERHEALTH	VIKRAMKUMAR KARANRAJ SAKARIA HUF	S	104099	19.09
511523	VEERHEALTH	VIKRAMKUMAR KARANRAJ SAKARIA HUF	B	880	19.78
539761	VKAL	SHUBHAM ASHOKBHAI PATEL	S	2190563	5.26
539761	VKAL	SHUBHAM ASHOKBHAI PATEL	B	2190564	5.25
524661	WELCURE	MITESH MAKVANA	S	1180000	8.81
524661	WELCURE	MOHAN SINGH SENGAR	B	797694	8.87
524661	WELCURE	RAHUL RATANSINGH SIKARWAR	S	772625	8.79

NSE					
Security Code	Security Name	Client Name	Deal	Quantity	Price
AGARWALTUF	Agarwal Tough Glass Ind L	DREAM DEAL ENTERPRISE	SELL	98400	148.01
AKSHARCHEM	AksharChem India Limited	RAKESH BALURAM LAHOTI	SELL	49000	250.73
ARCIIL	ARC Insulation & Insu Ltd	MANSI SHARE AND STOCK BROKING PRIVATE LIMITED	BUY	74000	126.35
ARCIIL	ARC Insulation & Insu Ltd	NEO APEX VENTURE LLP	SELL	53000	126.97
BAJAJHIND	Bajaj Hindustan Sugar Ltd	BHL SECURITIES TRUST	SELL	15800000	21.83
CHOLAFIN	Cholamandalam In & Fin Co	GOLDMAN SACHS (SINGAPORE) PTE - ODI	SELL	670924	1453.8
CHOLAFIN	Cholamandalam In & Fin Co	GOLDMAN SACHS BANK EUROPE SE - ODI	BUY	670924	1453.8
AGARWALEYE	Dr Agarwals Health Care L	GOLDMAN SACHS (SINGAPORE) PTE - ODI	SELL	1653725	433.25
AGARWALEYE	Dr Agarwals Health Care L	GOLDMAN SACHS (SINGAPORE) PTE - ODI	SELL	1653725	433.25
AGARWALEYE	Dr Agarwals Health Care L	GOLDMAN SACHS BANK EUROPE SE - ODI	BUY	1653725	433.25
AGARWALEYE	Dr Agarwals Health Care L	GOLDMAN SACHS BANK EUROPE SE- ODI	BUY	1653725	433.25
DYNAMIC	Dynamic Srvcs & Sec Ltd	BHAVINKUMAR RAMANLAL PANCHAL	SELL	69000	116.32
ETERNAL	ETERNAL LIMITED	GOLDMAN SACHS (SINGAPORE) PTE - ODI	SELL	6911714	321.1
ETERNAL	ETERNAL LIMITED	GOLDMAN SACHS BANK EUROPE SE - ODI	BUY	6911714	321.1
FIVESTAR	Five-Star Bus Fin Ltd	GOLDMAN SACHS (SINGAPORE) PTE - ODI	SELL	411359	549.2
FIVESTAR	Five-Star Bus Fin Ltd	GOLDMAN SACHS BANK EUROPE SE - ODI	BUY	411359	549.2
FORCAS	Forcas Studio Limited	PROGNOSIS SECURITIES PVT. LTD	BUY	91200	99.29
GENSOL	Gensol Engineering Ltd	RAHUL RAMAN MOHTA	SELL	215118	37.57
GODREJPROP	Godrej Properties Ltd	GOLDMAN SACHS (SINGAPORE) PTE - ODI	SELL	290394	1952.2
GODREJPROP	Godrej Properties Ltd	GOLDMAN SACHS BANK EUROPE SE - ODI	BUY	290394	1952.2
KIMS	Krishna Inst of Med Sci L	GOLDMAN SACHS (SINGAPORE) PTE - ODI	SELL	501458	727.5
KIMS	Krishna Inst of Med Sci L	GOLDMAN SACHS BANK EUROPE SE - ODI	BUY	501458	727.5
LAXMIINDIA	Laxmi India Finance Ltd	BOFA SECURITIES EUROPE SA	SELL	410023	140
LEMONTREE	Lemon Tree Hotels Ltd	GOLDMAN SACHS (SINGAPORE) PTE - ODI	SELL	1550068	170.2
LEMONTREE	Lemon Tree Hotels Ltd	GOLDMAN SACHS BANK EUROPE SE - ODI	BUY	1550068	170.2
LLOYDSE-RE	Lloyds Enterprises Ltd	AUTHUM INVESTMENT & INFRASTRUCTURE LIMITED	BUY	7200000	27.49
LLOYDSE-RE	Lloyds Enterprises Ltd	BLOSSOMTRADE & INTERCHANGE LLP	SELL	35189059	26.6
LLOYDSE-RE	Lloyds Enterprises Ltd	KKM ENTERPRISES PRIVATE LIMITED	BUY	3850000	25.85
LLOYDSE-RE	Lloyds Enterprises Ltd	VIVEK BHIMSARIA	BUY	1438765	25.65
MVKAGRO	M.V.K. Agro Food Prod Ltd	NEO APEX VENTURE LLP	BUY	82800	356
MEDISTEP	Medistep Healthcare Ltd	VIJITH NARAYANAN MENON	BUY	72000	36.68
CGCL	Money Matters F S Limited	GOLDMAN SACHS (SINGAPORE) PTE - ODI	SELL	1879131	189
CGCL	Money Matters F S Limited	GOLDMAN SACHS BANK EUROPE SE - ODI	BUY	1879131	189
NRVANDANA	N R Vandana Tex Ind Ltd	SAVANI BRIJESH J	SELL	123000	45.08
CBAAZAR	Net Avenue Technologies L	INVENTUS CAPITAL PARTNERS (MAURITIUS) LIMITED	SELL	272000	4.01
CBAAZAR	Net Avenue Technologies L	SOMANI VENTURES AND INNOVATIONS LIMITED	BUY	136000	4.1

PRUDMOULI	Prudential Sugars Corp	VAB VENTURES LIMITED	SELL	300000	37.54
SAWALIYA	Sawaliya Food Products L	ASCENT WEALTH	SELL	97200	242.19
TSC	TSC India Limited	PERSISTENT GROWTH FUND VARSU INDIA GROWTH STORY SCHEME	SELL	74000	70
VBL	Varun Beverages Limited	GOLDMAN SACHS (SINGAPORE) PTE - ODI	SELL	1894144	495.35
VBL	Varun Beverages Limited	GOLDMAN SACHS BANK EUROPE SE - ODI	BUY	1894144	495.35
VERTIS	Vertis Infrastructure Tst	2452991 ONTARIO LIMITED	SELL	46975000	98.02
VERTIS	Vertis Infrastructure Tst	2452991 ONTARIO LIMITED	SELL	46975000	98.02
VERTIS	Vertis Infrastructure Tst	360 ONE PRIME LIMITED	BUY	22925000	98
VERTIS	Vertis Infrastructure Tst	360 ONE PRIME LIMITED	BUY	22925000	98
VERTIS	Vertis Infrastructure Tst	360 ONE REAL ASSETS ADVANTAGE FUND	BUY	2300000	98
VERTIS	Vertis Infrastructure Tst	360 ONE REAL ASSETS ADVANTAGE FUND	BUY	2300000	98
VERTIS	Vertis Infrastructure Tst	ABHILASH SANDHYALA	BUY	1625000	98.09
VERTIS	Vertis Infrastructure Tst	ALKRAM VENTURE PRIVATE LIMITED	BUY	3050000	98
VERTIS	Vertis Infrastructure Tst	ALKRAM VENTURE PRIVATE LIMITED	BUY	3050000	98
VERTIS	Vertis Infrastructure Tst	ALKRAM VENTURE PRIVATE LIMITED	BUY	2025000	98.07
VERTIS	Vertis Infrastructure Tst	AMAR H PATEL HUF	BUY	1025000	98.07
VERTIS	Vertis Infrastructure Tst	AMBIT WEALTH PRIVATE LIMITED	BUY	1425000	98.07
VERTIS	Vertis Infrastructure Tst	ANKUR DALWANI HUF	BUY	1025000	98.12
VERTIS	Vertis Infrastructure Tst	AUM CAPITAL MARKET PRIVATE LIMITED	BUY	1600000	98.07
VERTIS	Vertis Infrastructure Tst	DEZERV INVESTMENTS PRIVATE LIMITED	BUY	2550000	98
VERTIS	Vertis Infrastructure Tst	DEZERV INVESTMENTS PRIVATE LIMITED	BUY	2550000	98
VERTIS	Vertis Infrastructure Tst	DEZERV SECURITIES PRIVATE LIMITED	BUY	1025000	98
VERTIS	Vertis Infrastructure Tst	GALAXY INVESTMENTS II PTE LTD	SELL	204800000	98.01
VERTIS	Vertis Infrastructure Tst	GALAXY INVESTMENTS II PTE LTD	SELL	204800000	98.01
VERTIS	Vertis Infrastructure Tst	ICICI PRUDENTIAL MUTUAL FUND	BUY	5100000	98
VERTIS	Vertis Infrastructure Tst	ICICI PRUDENTIAL MUTUAL FUND	BUY	5100000	98
VERTIS	Vertis Infrastructure Tst	INDIAFIRST LIFE INSURANCE COMPANY LIMITED	BUY	2550000	98
VERTIS	Vertis Infrastructure Tst	INDIAFIRST LIFE INSURANCE COMPANY LIMITED	BUY	2550000	98
VERTIS	Vertis Infrastructure Tst	INNOPARK (INDIA) PRIVATE LIMITED	BUY	1500000	98.08
VERTIS	Vertis Infrastructure Tst	KOTAK MAHINDRA LIFE INSURANCE COMPANY LIMITED	BUY	12750000	98
VERTIS	Vertis Infrastructure Tst	KOTAK MAHINDRA LIFE INSURANCE COMPANY LIMITED	BUY	12750000	98
VERTIS	Vertis Infrastructure Tst	L & T TECHNOLOGY SERVICES LIMITED	BUY	5100000	98
VERTIS	Vertis Infrastructure Tst	L & T TECHNOLOGY SERVICES LIMITED	BUY	5100000	98
VERTIS	Vertis Infrastructure Tst	L AND T EMPLOYEES WELFARE FOUNDATION PRIVATE LIMITED	BUY	5100000	98.07
VERTIS	Vertis Infrastructure Tst	L AND T EMPLOYEES WELFARE FOUNDATION PRIVATE LIMITED	BUY	5100000	98.07
VERTIS	Vertis Infrastructure Tst	LARSEN & TOUBRO LIMITED	BUY	30100000	98
VERTIS	Vertis Infrastructure Tst	LARSEN & TOUBRO LIMITED	BUY	30100000	98
VERTIS	Vertis Infrastructure Tst	LGT WEALTH INDIA PRIVATE LIMITED	BUY	1175000	98.31
VERTIS	Vertis Infrastructure Tst	LTIMINDTREE LIMITED	BUY	20400000	98
VERTIS	Vertis Infrastructure Tst	LTIMINDTREE LIMITED	BUY	20400000	98
VERTIS	Vertis Infrastructure Tst	MAX LIFE INSURANCE COMPANY LIMITED	BUY	10200000	98
VERTIS	Vertis Infrastructure Tst	MAX LIFE INSURANCE COMPANY LIMITED	BUY	10200000	98
VERTIS	Vertis Infrastructure Tst	MVS VENTURES PRIVATE LIMITED	BUY	6725000	98.05
VERTIS	Vertis Infrastructure Tst	MVS VENTURES PRIVATE LIMITED	BUY	6125000	98
VERTIS	Vertis Infrastructure Tst	MVS VENTURES PRIVATE LIMITED	BUY	6125000	98
VERTIS	Vertis Infrastructure Tst	MVS VENTURES PRIVATE LIMITED	BUY	6725000	98.05
VERTIS	Vertis Infrastructure Tst	NARINDER BAJAJ	BUY	1025000	98.07
VERTIS	Vertis Infrastructure Tst	NATIONAL PENSION SYSTEM (NPS) TRUST	BUY	15300000	98
VERTIS	Vertis Infrastructure Tst	NATIONAL PENSION SYSTEM (NPS) TRUST	BUY	15300000	98
VERTIS	Vertis Infrastructure Tst	NEO MARKETS SERVICES PRIVATE LIMITED	BUY	7150000	98
VERTIS	Vertis Infrastructure Tst	NEO MARKETS SERVICES PRIVATE LIMITED	BUY	7150000	98
VERTIS	Vertis Infrastructure Tst	NEO TREASURY PLUS FUND	BUY	1525000	98
VERTIS	Vertis Infrastructure Tst	NEO WEALTH PARTNERS PRIVATE LIMITED	BUY	20150000	98
VERTIS	Vertis Infrastructure Tst	NEO WEALTH PARTNERS PRIVATE LIMITED	BUY	20150000	98

VERTIS	Vertis Infrastructure Tst	PHILLIP SERVICES INDIA PRIVATE LIMITED	BUY	12925000	98
VERTIS	Vertis Infrastructure Tst	PHILLIP SERVICES INDIA PRIVATE LIMITED	BUY	12925000	98
VERTIS	Vertis Infrastructure Tst	PICO CAPITAL PRIVATE LIMITED	BUY	1025000	98.01
VERTIS	Vertis Infrastructure Tst	PRATITHI INVESTMENT TRUST	BUY	2450000	98.04
VERTIS	Vertis Infrastructure Tst	PRATITHI INVESTMENT TRUST	BUY	2450000	98.04
VERTIS	Vertis Infrastructure Tst	SANJAY KUMAR CHADHA	BUY	2050000	98.06
VERTIS	Vertis Infrastructure Tst	SHAHI EXPORTS PRIVATE LIMITED	BUY	1525000	98
VERTIS	Vertis Infrastructure Tst	SIGNET CAPITAL PRIVATE LIMITED	BUY	1025000	98.12
VERTIS	Vertis Infrastructure Tst	STAR UNION DAI ICHI LIFE INSURANCE COMPANY LIMITED	BUY	2550000	98
VERTIS	Vertis Infrastructure Tst	STAR UNION DAI ICHI LIFE INSURANCE COMPANY LIMITED	BUY	2550000	98
VERTIS	Vertis Infrastructure Tst	TATA AIG GENERAL INSURANCE COMPANY LIMITED	BUY	2025000	98
VERTIS	Vertis Infrastructure Tst	TORROZ FINTECH PRIVATE LIMITED	BUY	2025000	98
VERTIS	Vertis Infrastructure Tst	VARA FUTURE LLP	BUY	16325000	98
VERTIS	Vertis Infrastructure Tst	VARA FUTURE LLP	BUY	16325000	98
VERTIS	Vertis Infrastructure Tst	WHITEOAK CAPITAL MUTUAL FUND	BUY	15300000	98
VERTIS	Vertis Infrastructure Tst	WHITEOAK CAPITAL MUTUAL FUND	BUY	15300000	98

Disclosure:

Research Reports that are published by Nirmal Bang Securities Private Limited (hereinafter referred to as “NBSPL”) are for private circulation only. NBSPL is a registered Research Analyst under SEBI (Research Analyst) Regulations, 2014 having Registration no. INH000001766. NBSPL is also a registered Stock Broker with National Stock Exchange of India Limited, BSE Limited, Metropolitan Stock Exchange of India Limited, Multi Commodity Exchange of India Limited and , National Commodity and Derivative Exchange Limited in Capital Market , Equity and Commodities derivatives segments and Currency Derivatives Segment .

NBSPL has other business divisions with independent research teams separated by Chinese walls, and therefore may, at times, have different or contrary views on stocks and markets.

NBSPL or its associates have not been debarred / suspended by SEBI or any other regulatory authority for accessing / dealing in securities Market since last 20 years. NBSPL, its associates or analyst or his relatives do not hold any financial interest (Except Investment) in the subject company. NBSPL or its associates or Analyst do not have any conflict or material conflict of interest at the time of publication of the research report with the subject company. NBSPL or its associates or Analyst or his relatives may or may not hold beneficial ownership of 1% or more in the subject company at the end of the month immediately preceding the date of publication of this research report.

NBSPL or its associates / analyst has not received any compensation / managed or co-managed public offering of securities of the company covered by Analyst during the past twelve months. NBSPL or its associates have not received any compensation or other benefits from the company covered by Analyst or third party in connection with the research report. Analyst has not served as an officer, director or employee of Subject Company. NBSPL / analyst has not been engaged in market making activity of the subject company.

Analyst Certification: The research analysts and authors of these reports, hereby certify that the views expressed in this research report accurately reflects my/our personal views about the subject securities, issuers, products, sectors or industries. It is also certified that no part of the compensation of the analyst(s) was, is, or will be directly or indirectly related to the inclusion of specific recommendations or views in this research. The analyst(s) principally responsible for the preparation of this research report and has taken reasonable care to achieve and maintain independence and objectivity in making any recommendations.

Disclaimer:

The Research Report is for the personal information of the authorized recipient and does not construe to be any investment, legal or taxation advice. NBSPL is not soliciting any action based upon it. Nothing in the research report shall be construed as a solicitation to buy or sell any security or product, or to engage in or refrain from engaging in any such transaction. In preparing the research report, we did not take into account the investment objectives, financial situation and particular needs of the reader.

The research report has been prepared for the general use of the clients of NBSPL and must not be copied, either in whole or in part, or distributed or redistributed to any other person in any form. If you are not the intended recipient you must not use or disclose the information in the research report in any way. Though disseminated to all the customers simultaneously, not all customers may receive the research report at the same time. NBSPL will not treat recipients as customers by virtue of their receiving the research report. The research report is not directed or intended for distribution to or use by any person or entity resident in a state, country or any jurisdiction, where such distribution, publication, availability or use would be contrary to law, regulation or which would subject NBSPL & its group companies to registration or licensing requirements within such jurisdictions.

The report is based on the information obtained from sources believed to be reliable, but we do not make any representation or warranty that it is accurate, complete or up-to-date and it should not be relied upon as such. We accept no obligation to correct or update the information or opinions in it. NBSPL or any of its affiliates or employees shall not be in any way responsible for any loss or damage that may arise to any person from any inadvertent error in the information contained in the research report. NBSPL or any of its affiliates or employees do not provide, at any time, any express or implied warranty of any kind, regarding any matter pertaining to this report, including without limitation the implied warranties of merchantability, fitness for a particular purpose, and non-infringement. The recipients of the research report should rely on their own investigations.

This information is subject to change without any prior notice. NBSPL reserves its absolute discretion and right to make or refrain from making modifications and alterations to this statement from time to time. Nevertheless, NBSPL is committed to providing independent and transparent recommendations to its clients, and would be happy to provide information in response to specific client queries.

Before making an investment decision on the basis of research report, the reader needs to consider, with or without the assistance of an adviser, whether the advice is appropriate in light of their particular investment needs, objectives and financial circumstances. There are risks involved in securities trading. The price of securities can and does fluctuate, and an individual security may even become valueless. International investors are reminded of the additional risks inherent in international investments, such as currency fluctuations and international stock market or economic conditions, which may adversely affect the value of the investment. Opinions expressed are subject to change without any notice. Neither the company nor the director or the employees of NBSPL accept any liability whatsoever for any direct, indirect, consequential or other loss arising from any use of the research report and/or further communication in relation to the research report. Here it may be noted that neither NBSPL, nor its directors, employees, agents or representatives shall be liable for any damages whether direct or indirect, incidental, special or consequential including lost revenue or lost profit that may arise from or in connection with the use of the information contained in the research report.

Copyright of this document vests exclusively with NBSPL.

Our reports are also available on our website

Registration granted by SEBI and certification from NISM in no way guarantee performance of NBSPL or provide any assurance of returns to investors.

Nirmal Bang Research (Division of Nirmal Bang Securities Pvt. Ltd.)

B-2, 301/302, Marathon Innova,
Opp. Peninsula Corporate Park
Off. Ganpatrao Kadam Marg
Lower Parel(W), Mumbai-400013
Board No. : 91 22 6723 8000/8001
Fax. : 022 6723 8010